



MESTRA®

Sandblaster

Constellation "Practic"



In MESTRA we have been designing sandblasters for more than 50 years. 50 years is a long time if you make good use of it. That is why we have marketed sandblasters with every kind of accessories and refinements: tank heating systems, control of the flow by vibration, static guns, independent pressure regulators, different dosing systems... They are a sign of the MESTRA's innovation and design skills. It is highly unlikely that a professional will not find a tailor-made sandblaster in our wide range of models. However, none of these products exactly matched the "standard" concept: a medium capacity sandblaster, specialized in the common works in a normal lab, with average features, of low maintenance and at a very attractive price. And this is how the Practic project was born.

If you consider yourself as a user of sandblasters with no specialized requirements, interested in a product of simple use, highly reliable and at a good price, you don't have to search any more: when our engineers designed the Practic sandblaster, they were thinking of you.



MESTRA®



It all starts in the cabin

Without doubt, the cabin is the cornerstone of every sandblaster, so we could state that this is the key for a perfect design and a perfect performance of the machine. The Practic sandblaster features a robust and durable chassis, strong enough to endure a professional use. If we take into account the environment where these machines usually operate (dust, dirt, abrasive elements...), we will agree that being easy to clean is another key feature.

But it is not enough for the sandblaster's chassis to be robust. The cabin should have the exact size as well. If it is too large, the unit takes a lot of space. On the contrary, if it is too small it will be difficult to place the pieces and work comfortably. The size of the Practic sandblaster has been carefully chosen to achieve a perfect balance between space and ergonomics. Its width, working height, depth of chamber... have been carefully studied.



The aspiration intake is placed at the upper left side, a perfect layout to sweep the dust inside the chamber without hindering the work. The sleeves are made of a smooth fabric, but, at the same time, highly resistant to abrasion. They adjust perfectly to the wrists, letting no space for the dust to get out.



MESTRA®

Quality

Despite its multi-purpose character, the Practic sandblaster has top level pneumatic components. This ensures a long working life with almost no problems or breakdowns if the basic maintenance is carried out.

Its high quality can be seen in all the details: the precision and simplicity of its selection button; the smooth tightening of the tank lids; the stability on the working area... The Practic sandblaster fulfils the high quality standards that MESTRA requires in all its products.



The Practic sandblaster guarantees a fully professional finish. If we use the right sand, pressure and blasting distance, we can perform any task; the surfaces will be smooth and glossy, with a characteristic brightness and quality.



Ergonomics

Working comfortably is not enough. To perform any sandblasting task, it is essential to have an optimal visibility. The Practic sandblaster offers an optimal visibility through its large window. Almost 80% of the cabin top lid is glass. Hands and back are in a comfortable position when choosing a good vision angle.



A powerful LED lamp produces a light similar in tone and colour to the sun light, without gleam. It is built in the upper part of the unit to prevent dazzling.



The tank selection has been simplified. To select the tank desired it is enough to move to both sides a lever placed inside the chamber. Intuitive and practical at the same time. The operation pedal is of the electro-pneumatic type, and therefore it is more comfortable to handle than conventional pneumatic pedals.

The sand tanks are placed at above the top of the machine, which allows a perfect vision to monitor their fill level.







MESTRA®


Saving

When we are talking about saving, we have to take into account, not only the purchase price of the product, but also its maintenance, and specially the saving on consumable materials. The Practic sandblaster features quick relief valves, which stop the sand flow within a split second after releasing the pedal.

Thanks to this system (shared by all the **MESTRA** sandblasters), besides the saving on sand, we achieve a substantial improvement of safety, since the tank remains completely depressurized. Saving tastes always better if it comes along with an improvement in safety.



As for the unit's maintenance, all the blasting system can be dismantled quickly, easily and with no tools to solve minor blockages. Thanks to a practical window, the level of condensed water in the pressure regulator filter can be easily seen. This liquid is drained automatically. The silencing filters and the pressure gauge filters should be replaced only once a year (with a normal professional use).



The length, diameter and wear resistance of the hard metal nozzles have been perfectly studied, to achieve a long working life with hardly any variations in their diameter. This results in a uniform and concentrated blast that can be directed to diminutive corners and details of the piece.

Practic

Advice to choose a sandblaster

You may be currently interested in buying a new sandblaster. In this case, you are lucky, because you will find many models and manufacturers of excellent products in the market. We would like to give you several useful tips for you to choose the most suitable model.

- First of all, be objective. Do not let names, nationality or any other information from the dealer influence you. Do not pay attention to set phrases such as “there must be something wrong if it is so cheap”, “cheap products often prove to be expensive”, “in XX (country) they have never been good at manufacturing machines” and so on. Take into account just reasons, facts and arguments. Never accept disparaging remarks from dealers. Compare at least three models (four, better) before choosing one.

- In this kind of machine cleaning is a key point. Due to the type of work it performs, dust and dirt are almost constant. Therefore, you should choose a model easy to clean, without many corners, made of a smooth material, and that can be cleaned many times without suffering any damage.

- Pay special attention to the size. We advise you to place your hands into the chamber and to simulate the sandblasting tasks you usually perform. Do you think you have enough room? Do the pieces you usually sandblast allow you to move freely inside the chamber? If so, don't think about it twice: Practic is your sandblaster. If not, start thinking about a different series of **MESTRA** sandblasters.

- The quality of the components is essential. All our sandblasters have pneumatic industrial components. Besides, the tanks have been tested in overpressure conditions. All this is enough to guarantee endurance and robustness.

- Check out the details as well: the touch of the tank-selection button, the smooth tightening of the lids of the sand tanks, an easy cleaning, an easy access to the blasting chamber... are distinctive features of a good brand. Quality is not improvised; it requires years of effort, patience and experience.

- Although it is a secondary feature, do not forget the product's design: a modern and efficient professional should use modern and efficient tools. Several decades old designs offer a poor look of your laboratory. Robustness, efficiency, ergonomics and price are not at odds with aesthetics.

After analyzing the aspects above, consider the price, the technical support and all the other services offered by the manufacturer. Think over all this information, and make your choice. If you take into account all these tips, be sure you will always make the right choice, whatever you decide.



Specifications

Sandblaster Constellation "Practic" R-080259

Height:	315 mm
Width:	440 mm
Depth:	390 mm
Weight:	12,500 kg.
Voltage:	230 V, 50/60 Hz.
Maximum air consumption:	80 l/min.
Operating pressure:	2 a 5 bars.

*The manufacturer reserves the right to modify these specifications without notice.



MESTRA®
Your trusted brand



TALLERES MESTRAITUA S.L.

Txori-Erri Etorbidea, 60 Tlf. +34 944 530 388* Fax: +34 944 711 725

E-mail: comercial@mestra.es

48150 SONDIKA - BILBAO - (ESPAÑA)

www.mestra.es (+ than 1000 references on catalogue)

Distributor: